
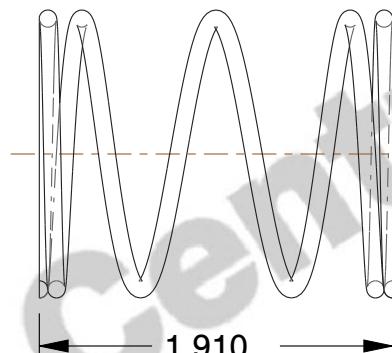


NOTES:

1. Material : Spring Steel
2. Finish : Glod Irridite
3. Ends : Closed and Ground
4. Total Coils : 5.000
5. Sugg. Max. Deflection : 0.800 (in)
6. Sugg. Max. Load : 5.400 (lbs)
7. All Drawing Dimensions are in Inches [mm]



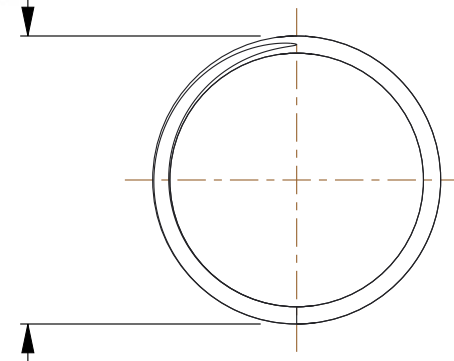
Ø 0.055
[1,40]
WIRE DIA



GROUND
SURFACE

1.910
[48,51]
LENGTH

Ø 0.921
[23,39]
O.D



COMPONENT		SPRINGS	
10766		UNIT	
		INCH [mm]	
		SHEET	
COMPRESSION SPRINGS		1 of 1	



Century Spring

www.centuryspring.com

800.237.5225

This file and any associated information and specifications are provided for reference and evaluation purposes only, and is subject to change without notice. MW Industries makes no representations, warranties or guarantees as to the appropriateness, accuracy, completeness, or suitability for any purpose, of the file, information or specifications.

You are solely responsible for the use of the file, information or specifications.

This drawing is the property of MW Industries. It contains confidential, proprietary information that is MW Industries property. Do not disclose to or duplicate for others except as authorized by MW Industries.

SCALE

1.629