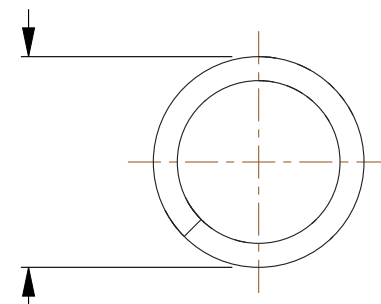
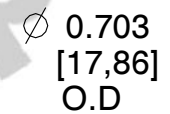
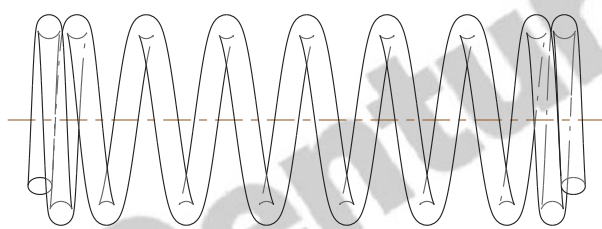
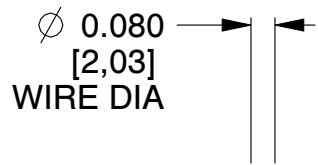



**NOTES:**

1. Material : Spring Steel
2. Finish : Glod Irridite
3. Ends : Closed
4. Total Coils : 8.750
5. Sugg. Max. Deflection : 0.680 (in)
6. Sugg. Max. Load : 25.000 (lbs)
7. All Drawing Dimensions are in Inches [mm]



COMPONENT		SPRINGS	
<b>12501</b>  COMPRESSION SPRINGS		<b>UNIT</b>	
		INCH [mm]	
		<b>SHEET</b>	
			1 of 1